

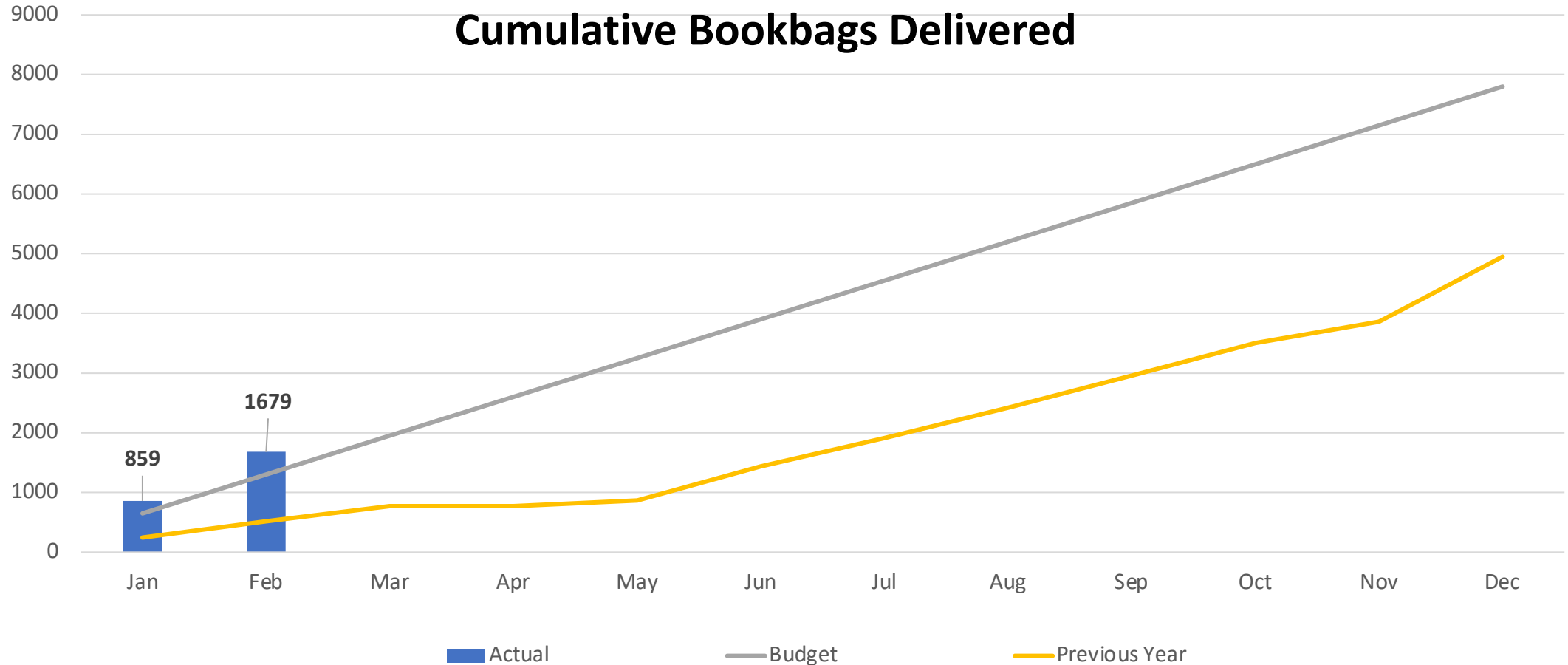
MONTHLY UPDATE

February 2021

BOOKS FOR NEWBORNS

2021 YTD Deliveries Vs. Goal

Strong Month (820), But Some Deliveries Pulled Forward From What Will Likely Be A Slow Month in March



2021 Budget = 6,000 NB + 1,800 BBBS = 7,800 (650 Per Month)

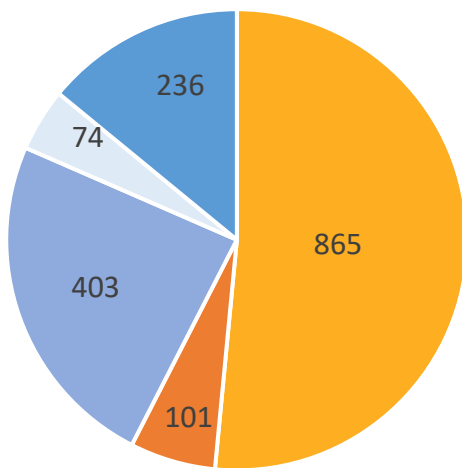
Previous Years: 2017 = 689 2018 = 2,455 2019 = 3,173 2020 = 4,950

BOOKS FOR NEWBORNS

Deliveries By Program & Type of Partner to Whom Delivered

Large Books4Cause BBBS Donation in January Is Distorting YTD Mix – Will Balance Out By Year End

2021 100% = 1,679



Percent of 2021 Deliveries

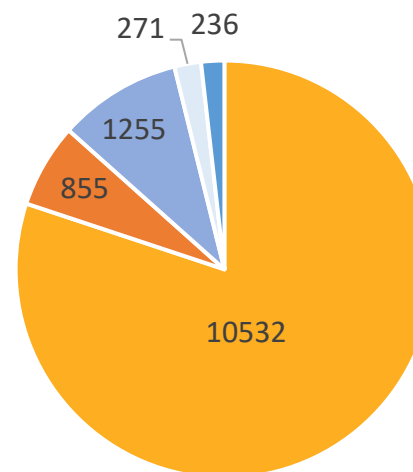
**9 Main Partners: 76%
Newborns: 58%**

Percent of Deliveries to Date

**9 Main Partners: 90%
Newborns: 87%**

- Newborns (9 Main Partners)
- Newborns (Other)
- Big Brothers Big Sisters (9 Main Partners)
- Big Brothers Big Sisters (Other)
- Big Brothers Big Sisters (Books4Cause)

Since Inception 100% = 13,149

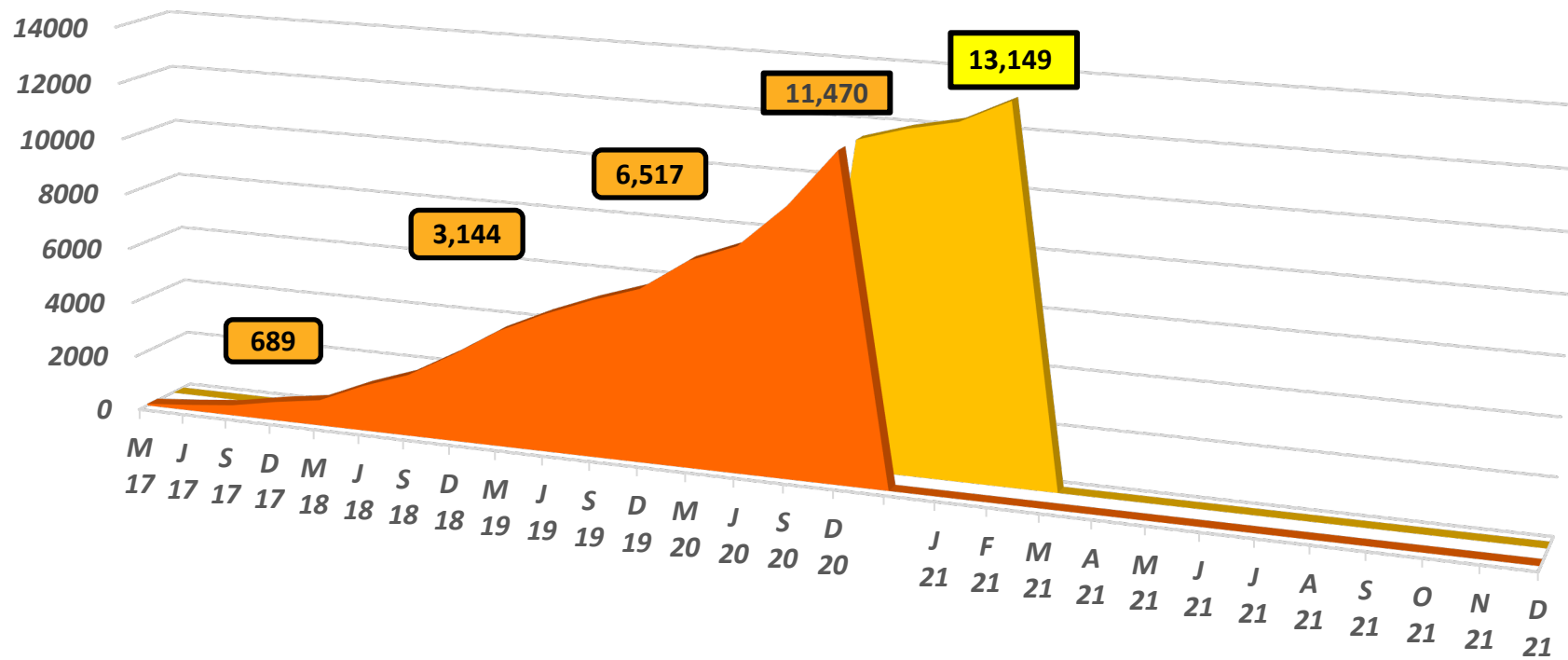



- Newborns (9 Main Partners)
- Newborns (Other)
- Big Brothers Big Sisters (9 Main Partners)
- Big Brothers Big Sisters (Other)
- Big Brothers Big Sisters (Books4Cause)

*9 Main Partners (in Order by Size) Are: BJC Kingshighway, Children’s, St. Mary’s, SSM Health Cardinal Glennon, Sweet Babies, Alton Memorial Member BJC Healthcare, Birthright STL, Birthright St Charles & Mercy Clinic Pediatrics (Mercy Kids)
Big Brothers Big Sisters (Other) Category Includes 236 Equivalent Book Bags Donated to Books4Cause.*

BOOKS FOR NEWBORNS

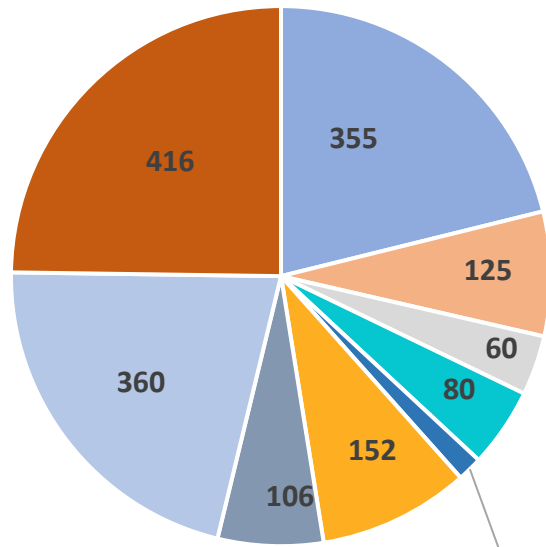
13,149 Book Bags Distributed Over First 50 Months



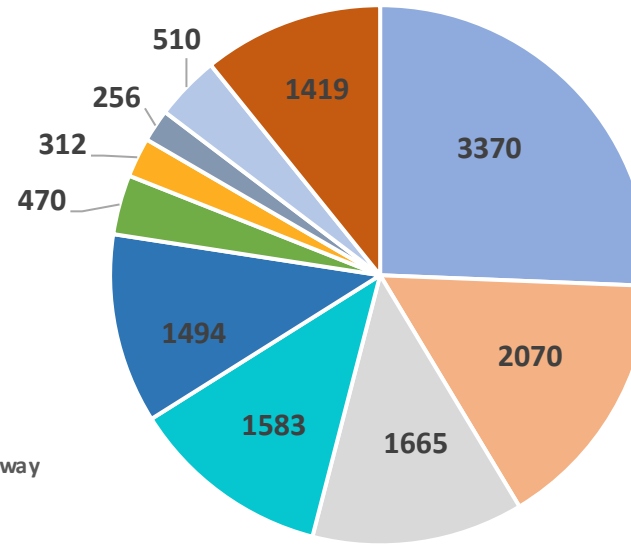
BOOKS FOR NEWBORNS

Book Bags To Date

2021 100% = 1,679



Since Inception 100% = 13,149



- BJC Kingshighway
- Children's
- St. Mary's
- SSM Health Cardinal Glennon
- Sweet Babies
- Alton Memorial (BJC)
- Birt hright STL
- Birt hright St Charles
- Mercy Kids
- All Others*

Mercy Kids	330
Good Shepherd*	150
Children's	125
BJC Kingshighway	150
St. Mary's	40
Sweet Babies	25
Total	820

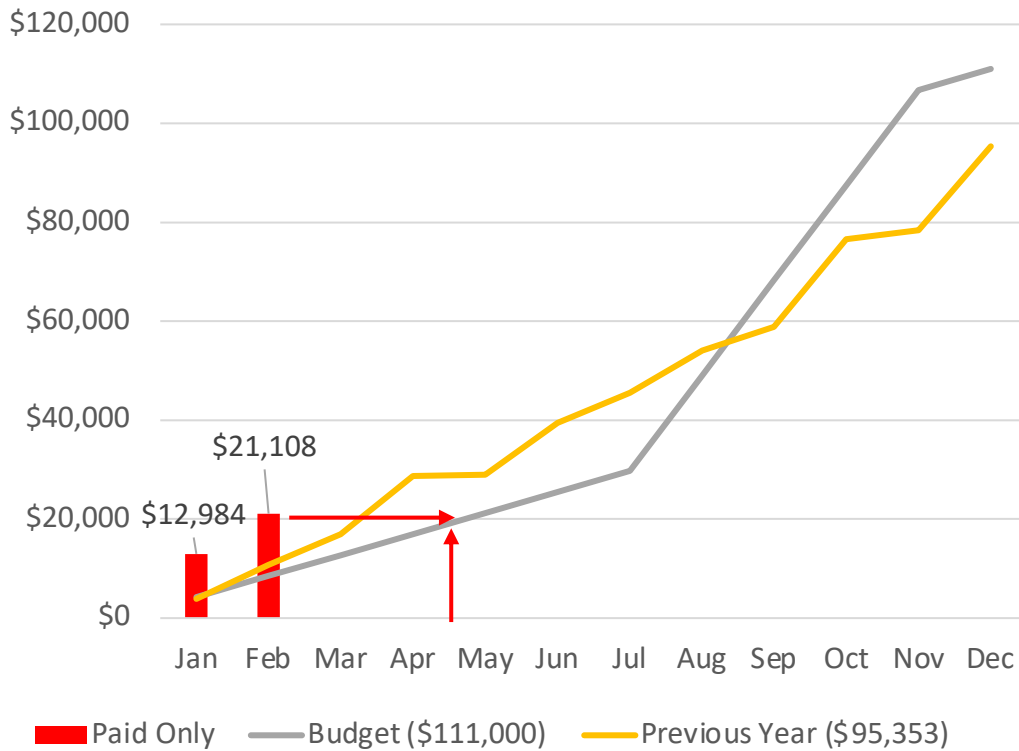
* - Reestablished Relationship.
[Listed in "All Others"]

BOOKS FOR NEWBORNS

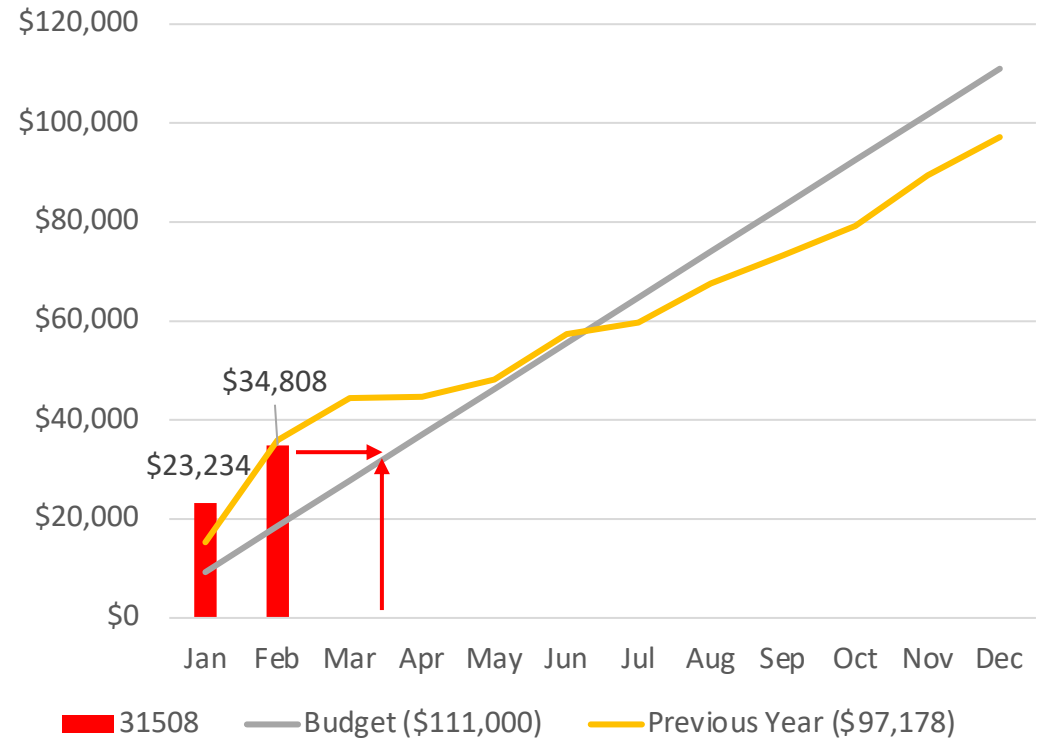
2021 YTD Vs. Budget

Fundraising Results Remain More Than A Month Ahead Of Schedule

Cumulative Paid Funds Raised (\$s)



Cumulative Total Funds Raised (\$s)



Totals = \$97,178 (2020); \$87,582 (2019); \$23,230 (2018); \$26,570 (2017); \$2,300 (2016)

BUDGET: All But Oktoberfest (\$60,000 Spread \$15,000 Per Month From Aug to Nov) Spread Evenly Throughout The Year TOTAL BUDGET: Full \$111,000 Spread Evenly Throughout Year

Total Funds Raised Through January Include Pledges Of: Wielansky (\$2,000), EdwardJones (\$250) & Oktoberfest III (\$11,450)